



VALIANT Account Creation Instructions

As of MAY 2026

Thank you for your interest in joining VALIANT, the Department of War (DoW's) online sexual assault community of practice. Hosted on PiX, the Protected Internet eXchange, a US Government-sponsored program designed for unclassified information sharing. VALIANT is home for the DoW and Services to share resources, encourage networking, and foster the collaborative effort to respond to sexual assault in the military.

Please follow the below instructions to join PiX, and the VALIANT Portal:

Step 1: Create a PiX Account

Navigate to the PiX Account Page here - <https://pixtoday.net/login>

The screenshot shows the PiX login page. At the top, there are two tabs: 'Sign In' and 'Request Account'. A hand icon with a lightning bolt is pointing to the 'Request Account' tab. Below the tabs is the VALIANT logo. There are two input fields: 'Email Address*' and 'Password*'. Below the 'Email Address*' field is the text 'Please enter a email address.' Below the 'Password*' field is the text 'Please enter a password.' There is a 'Forgot Password' link. At the bottom, there is a 'Sign In' button. In the footer, there are links for 'Have a Code?', 'English' (with a dropdown arrow), and 'Help'.

Select "Request New Account"

Fill Out The Required Fields

The screenshot shows the PiX account creation form. At the top, there are two tabs: 'Sign In' and 'Request Account'. Below the tabs are several input fields: 'First Name*', 'Last Name*', 'Official Government (preferred) or Corporate Email*', 'Citizenship*', 'Preferred Language' (with a dropdown menu), 'Justification for Access*', and 'How did you hear about PiX?' (with a dropdown menu). A 'Send Request' button is at the bottom. Hand icons with lightning bolts are pointing to the 'Request Account' tab and the 'Last Name*', 'Citizenship*', and 'Justification for Access*' fields.

Please Remember!



When asked to enter your justification for access to the portal, please enter your full name, government email, Service/Department affiliation, and IMPORTANT: D-SAACP Certification Number.

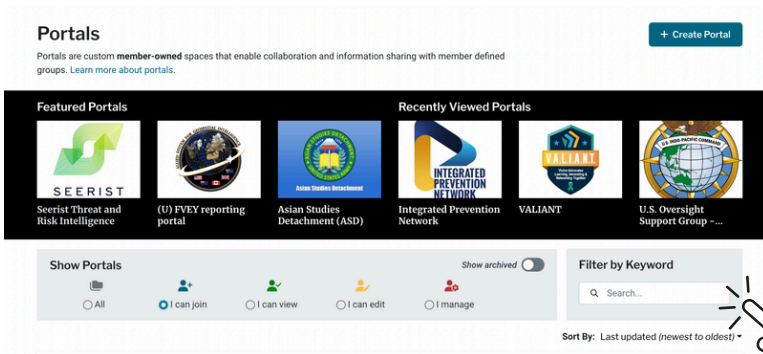
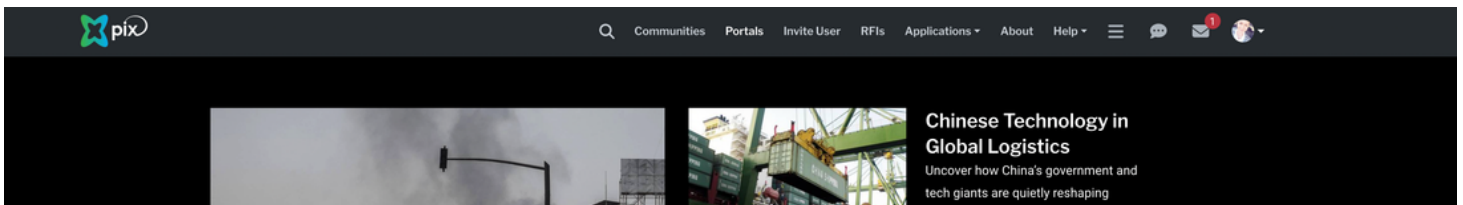


SEXUAL ASSAULT PREVENTION AND RESPONSE OFFICE


Prevent. Assist. Restore.



Step 2: Once your account is approved, log into the PiX platform, and navigate to the 'portals' button on the top menu bar.



Step 3: On the portals page, select 'Portals I Can Join' and then search 'VALIANT' in the search bar (right side of the screen), then click "join".



Our team will review all requests, and you should gain access to our portal soon after submitting! You will be notified by PiX once your account has been approved. If you do not have portal access within five business days, please reach out to us directly at osd.mc-alex.ousd-p-r.mbx.valiant@mail.mil. Please be patient these first few weeks as we receive an influx of new members.

CONGRATULATIONS!

You are now a VALIANT member!